

Asian Equity Monthly

February 2021

By the Asian Equity Team

12 March 2021

Summary



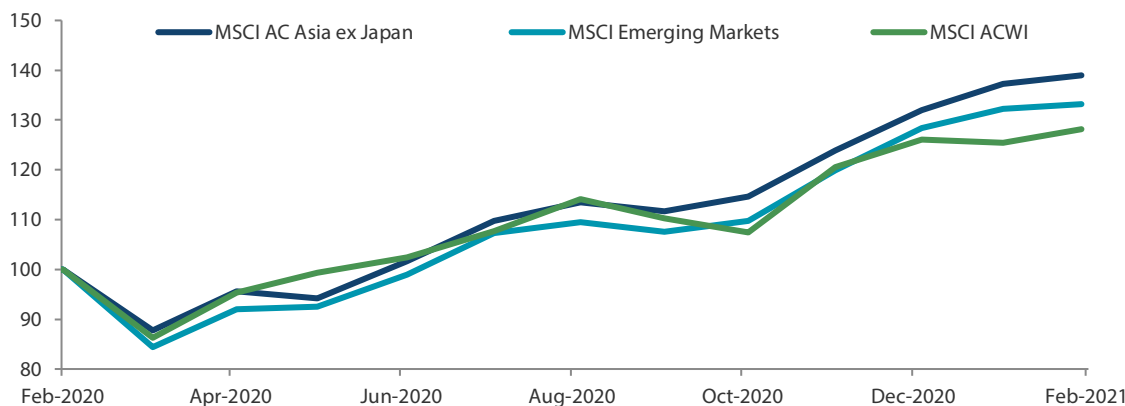
- Asian stocks gained in February as investors upheld optimism about a vaccine-led regional economic recovery. The MSCI AC Asia ex Japan Index rose 1.2% in US dollar (USD) terms over the month.
- India, Hong Kong and Taiwan were the best performers in February. India was buoyed by its pro-growth Fiscal Year 2022 Union Budget, while positive economic data underpinned gains in Hong Kong and Taiwan.
- Conversely, China and South Korea lagged. Fears over policy tightening caused China stocks to fall in February as investors fretted over liquidity conditions. South Korean stocks were weighed down by a spike in COVID-19 cases in the country and a slump in global technology stocks.
- While reflation and bond yields have garnered much attention recently, underlying those moves were better news on vaccine transmission data and a rapid fall in caseloads in countries rolling out their programmes. These should all be welcome news to equity markets given they are indicative of improvements in economic outlook.

Market review

Regional stocks hold on to gains for the month

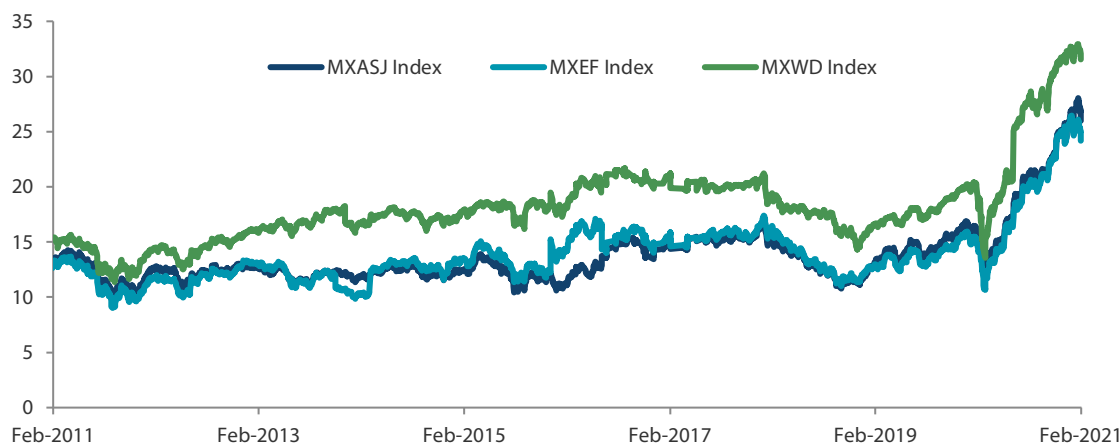
Despite rising concerns about reflation, which triggered a surge in US bond yields and a downturn in global equities near the end of February, Asian stocks managed to hold on to gains for the month as investors upheld optimism about a vaccine-led regional economic recovery. For the month, the MSCI AC Asia ex Japan Index rose 1.2% in US dollar (USD) terms. Within the region, India, Hong Kong and Taiwan were the best performers (as measured by the MSCI indices in USD terms), while China, Malaysia and South Korea were the laggards.

Chart 1: 1-year market performance of MSCI AC Asia ex Japan versus Emerging Markets versus All Country World Index



Source: Bloomberg, 28 February 2021. Returns are in USD. Past performance is not necessarily indicative of future performance.

Chart 2: MSCI AC Asia ex Japan versus Emerging Markets versus All Country World Index price-to-earnings



Source: Bloomberg, 31 January 2021. Returns are in USD. Past performance is not necessarily indicative of future performance.

India, Hong Kong and Taiwan outperform

In India, stocks jumped 5.2% in USD terms in February, buoyed by the country's pro-growth Fiscal Year 2022 Union Budget, which set capital expenditure at Indian rupees 5.54 trillion or 35% more than the previous year's budget estimate. Stocks were also boosted by India's expanded COVID-19 vaccination campaign as well as news that its economy returned to growth territory in the last quarter of 2020 quarter after two quarters of contraction.

Hong Kong and Taiwanese shares also did well in February, rising 4.7% and 4.6%, respectively, in USD terms. Hong Kong equities were lifted by optimism over the territory's economic recovery and improving home prices, which climbed 0.13% in January, as compared with a revised 0.3% drop in December. In Taiwan, stocks were buoyed by robust export orders fuelled by rising demand for chips and smartphones. An upward revision in Taiwan's fourth quarter 2020 GDP growth to 5.09% (year-on-year) from the preliminary figure of 4.94% also supported Taiwanese stocks.

China declines, South Korea turns in muted gains

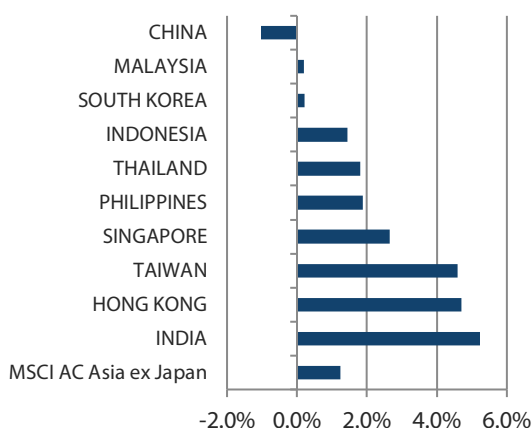
In other North Asian markets, China declined 1.0% in USD terms, while South Korea turned in muted gains of 0.2% for the month. Fears over policy tightening caused China stocks to fall in February as investors fretted over liquidity conditions, following a report that the Chinese central bank was focusing more on money market interest rates than the size of its operations. In South Korea, stocks were weighed down by a spike in COVID-19 cases in the country, a slump in global technology stocks and the temporarily closure of Samsung Electronics' semiconductor factory in Austin, Texas due to power shortages caused by deadly winter storms.

All ASEAN markets see positive returns

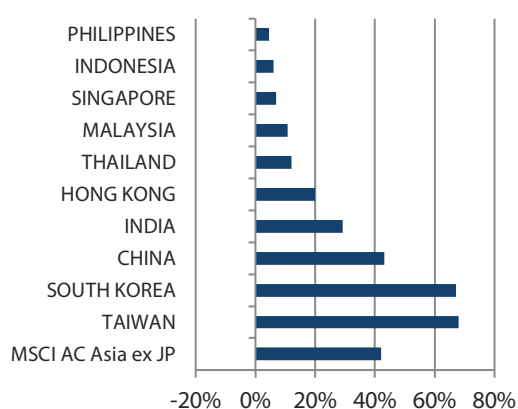
In the ASEAN region, Singapore and the Philippines were the best performing markets in February, with respective USD returns of 2.7% and 1.9%. Thailand and Indonesia turned in decent USD gains of 1.8% and 1.4%, respectively, while Malaysia lagged with marginal gains of 0.2%. In Singapore, headline inflation rose 0.2% in January, up from 0% the month before. This is the first time the figure has risen above zero since February 2020. In the Philippines, the central bank remained accommodative, maintaining its interest rate at the record low of 2% as the economy remained in recession due to COVID-19 restrictions.

Chart 3: MSCI AC Asia ex Japan Index¹

For the month ending 28 February 2021



For the year ending 28 February 2021



Source: Bloomberg, 28 February 2021

¹Note: Equity returns refer to MSCI indices quoted in USD. Returns are based on historical prices. Past performance is not necessarily indicative of future performance.

Market outlook

Progress of vaccine rollout continues to support Asian equities

A number of important structural changes occurred during February that impacted the outlook of certain sub-sectors and companies in Asia. While reflation and bond yields have garnered much of the attention, underlying those moves were better news on vaccine transmission data and a rapid fall in caseloads in countries rolling out their programmes. These should all be welcome news to equity markets given they are indicative of improvements in economic outlook, albeit perhaps more geared towards services than goods and the more impacted economies versus those that have handled the pandemic well.

Closer to home, we witnessed the border opening between China and Macau, indicating that some tourist channels are beginning to open up. While a full flung return to pre-pandemic tourism numbers still seems some way off, we think the likelihood of travel bubbles forming in parts of Asia is increasingly likely.

Tempering China weighting while staying invested in structural growth areas

China continues to focus on “quality over quantity” and nowhere is that more evident than in the property segment, where efforts to reign in leverage and reform land purchases should bring more sustainability to a historically volatile sector. Elsewhere, the focus remains strong in green infrastructure development. We have tempered our view towards Chinese equities in recent months given the stretched valuations and more attractive opportunities elsewhere, but we continue to favour structural growth areas of healthcare, insurance, content and areas of localisation.

Sharper focus on Indian real estate and infrastructure materials

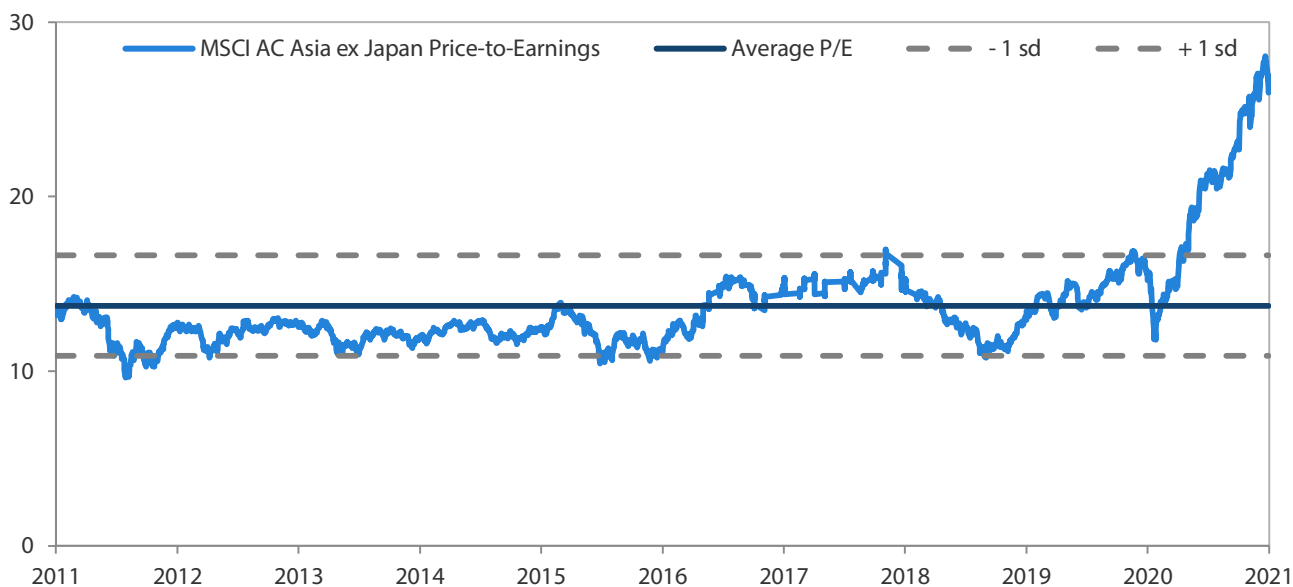
In India, we witnessed the most expansive fiscal budget under Prime Minister Narendra Modi’s government with priorities including local manufacturing development, infrastructure and promoting activity in the property sector as well as several other positive reforms. We have favoured private sector banks, logistics and health consumption, but we have recently sharpened our focus on the real estate and infrastructure materials sectors to reflect these positive changes and the likely improvement in long-term sustainability of returns.

Selective in South Korea and Taiwan; increasing focus on Singapore

South Korea and Taiwan continue to be major beneficiaries of strong demand for electronic products, semiconductor supply chain relocation and high-end manufacturing. China had been leading demand globally but looks set to be joined by the US and EU as their economies and manufacturing industries re-open fully. Valuations, however, have become rather rich, and we have grown a little more cautious in specific sub-segments. In addition, both the South Korean and Taiwanese economies have benefited enormously from the pandemic, in terms of containing it with less economic disruption and also because of the surge in demand for tech and healthcare products.

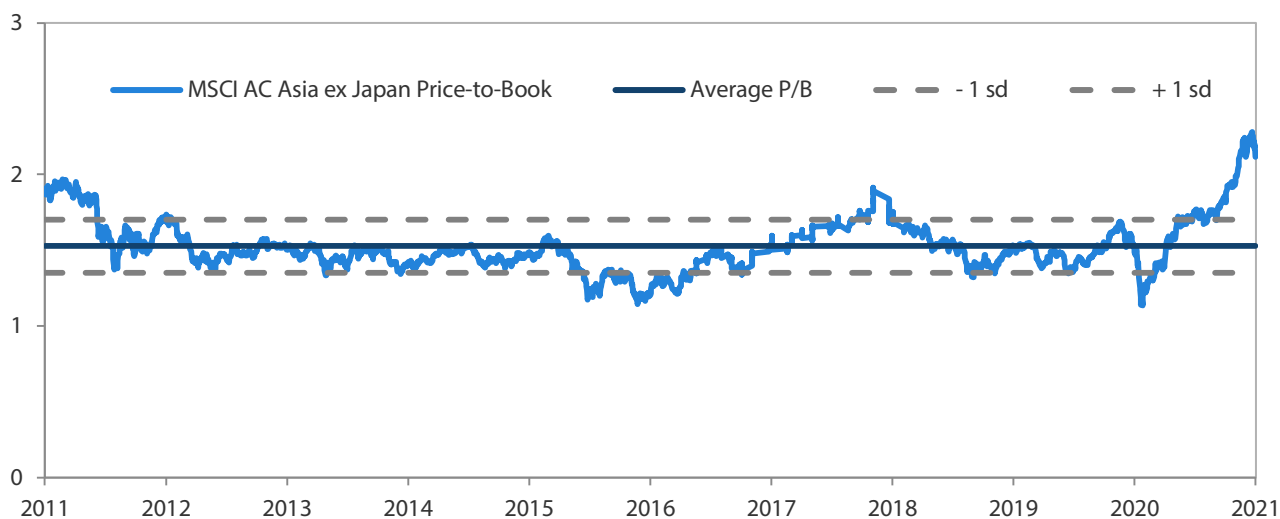
In ASEAN, we continue to favour countries that promote structural reform, have stable and productive governments, and those that are likely the next beneficiaries of economic re-opening. We have had a favourable outlook on Indonesia for some time now, and we have recently shifted our focus back into Singapore, notably towards its banking sector. One remarkable feature of this crisis is how well most banks were able to absorb and deal with the downturn, and we find many banks are now in a fantastic position to lend and grow when demand returns.

Chart 4: MSCI AC Asia ex Japan price-to-earnings



Source: Bloomberg, 28 February 2021. Ratios are computed in USD. The horizontal lines represent the average (the middle line) and one standard deviation on either side of this average for the period shown. Past performance is not necessarily indicative of future performance.

Chart 5: MSCI AC Asia ex Japan price-to-book



Source: Bloomberg, 28 February 2021. Ratios are computed in USD. The horizontal lines represent the average (the middle line) and one standard deviation on either side of this average for the period shown. Past performance is not necessarily indicative of future performance.

Important information: This document is prepared by Nikko Asset Management Co., Ltd. and/or its affiliates (**Nikko AM**) and is for distribution only under such circumstances as may be permitted by applicable laws. This document does not constitute personal investment advice or a personal recommendation and it does not consider in any way the objectives, financial situation or needs of any recipients. All recipients are recommended to consult with their independent tax, financial and legal advisers prior to any investment.

This document is for information purposes only and is not intended to be an offer, or a solicitation of an offer, to buy or sell any investments or participate in any trading strategy. Moreover, the information in this document will not affect Nikko AM's investment strategy in any way. The information and opinions in this document have been derived from or reached from sources believed in good faith to be reliable but have not been independently verified. Nikko AM makes no guarantee, representation or warranty, express or implied, and accepts no responsibility or liability for the accuracy or completeness of this document. No reliance should be placed on any assumptions, forecasts, projections, estimates or prospects contained within this document. This document should not be regarded by recipients as a substitute for the exercise of their own judgment. Opinions stated in this document may change without notice.

In any investment, past performance is neither an indication nor guarantee of future performance and a loss of capital may occur. Estimates of future performance are based on assumptions that may not be realised. Investors should be able to withstand the loss of any principal investment. The mention of individual securities, sectors, regions or countries within this document does not imply a recommendation to buy or sell.

Nikko AM accepts no liability whatsoever for any loss or damage of any kind arising out of the use of all or any part of this document, provided that nothing herein excludes or restricts any liability of Nikko AM under applicable regulatory rules or requirements.

All information contained in this document is solely for the attention and use of the intended recipients. Any use beyond that intended by Nikko AM is strictly prohibited.

Japan: The information contained in this document pertaining specifically to the investment products is not directed at persons in Japan nor is it intended for distribution to persons in Japan. Registration Number: Director of the Kanto Local Finance Bureau (Financial Instruments firms) No. 368 Member Associations: The Investment Trusts Association, Japan/Japan Investment Advisers Association.

United Kingdom and rest of Europe: This document is communicated by Nikko Asset Management Europe Ltd, which is authorised and regulated in the United Kingdom by the Financial Conduct Authority (the FCA) (FRN 122084). This document constitutes a financial promotion for the purposes of the Financial Services and Markets Act 2000 (as amended) (FSMA) and the rules of the FCA in the United Kingdom, and is directed at professional clients as defined in the FCA Handbook of Rules and Guidance.

United States: This document may not be duplicated, quoted, discussed or otherwise shared without prior consent. Any offering or distribution of a Fund in the United States may only be conducted via a licensed and registered broker-dealer or a duly qualified entity. Nikko Asset Management Americas, Inc. is a United States Registered Investment Adviser.

Singapore: This document is for information to institutional investors as defined in the Securities and Futures Act (Chapter 289), and intermediaries only. Nikko Asset Management Asia Limited (Co. Reg. No. 198202562H) is regulated by the Monetary Authority of Singapore.

Hong Kong: This document is for information to professional investors as defined in the Securities and Futures Ordinance, and intermediaries only. The contents of this document have not been reviewed by the Securities and Futures Commission or any regulatory authority in Hong Kong. Nikko Asset Management Hong Kong Limited is a licensed corporation in Hong Kong.

Australia: This document is issued in Australia by Nikko AM Limited (ABN 99 003 376 252, AFSL 237563). It is for the use of wholesale clients, researchers, licensed financial advisers and their authorised representatives only.

New Zealand: This document is issued in New Zealand by Nikko Asset Management New Zealand Limited (Company No. 606057, FSP22562). It is for the use of wholesale clients, researchers, licensed financial advisers and their authorised representatives only.

Kingdom of Bahrain: The document has not been approved by the Central Bank of Bahrain which takes no responsibility for its contents. No offer to the public to purchase the Strategy will be made in the Kingdom of Bahrain and this document is intended to be read by the addressee only and must not be passed to, issued to, or shown to the public generally.

Kuwait: This document is not for general circulation to the public in Kuwait. The Strategy has not been licensed for offering in Kuwait by the Kuwaiti Capital Markets Authority or any other relevant Kuwaiti government agency. The offering of the Strategy in Kuwait on the basis a private placement or public offering is, therefore, restricted in accordance with Decree Law No. 7 of 2010 and the bylaws thereto (as amended). No private or public offering of the Strategy is being made in Kuwait, and no agreement relating to the sale of the Strategy will be concluded in Kuwait. No marketing or solicitation or inducement activities are being used to offer or market the Strategy in Kuwait.

Kingdom of Saudi Arabia: This document is communicated by Nikko Asset Management Europe Ltd (Nikko AME), which is authorised and regulated by the Financial Services and Markets Act 2000 (as amended) (FSMA) and the rules of the Financial Conduct Authority (the FCA) in the United Kingdom (the FCA Rules). This document should not be reproduced, redistributed, or sent directly or indirectly to any other party or published in full or in part for any purpose whatsoever without a prior written permission from Nikko AME.

This document does not constitute investment advice or a personal recommendation and does not consider in any way the suitability or appropriateness of the subject matter for the individual circumstances of any recipient. In providing a person with this document, Nikko AME is not treating that person as a client for the purposes of the FCA Rules other than those relating to financial promotion and that person will not therefore benefit from any protections that would be available to such clients.

Nikko AME and its associates and/or its or their officers, directors or employees may have or have had positions or material interests, may at any time make purchases and/or sales as principal or agent, may provide or have provided corporate finance services to issuers or may provide or have provided significant advice or investment services in any investments referred to in this document or in related investments. Relevant confidential information, if any, known within any company in the Nikko AM group or Sumitomo Mitsui Trust Holdings group and not available to Nikko AME because of regulations or internal procedure is not reflected in this document. The investments mentioned in this document may not be eligible for sale in some states or countries, and they may not be suitable for all types of investors.

Oman: The information contained in this document neither constitutes a public offer of securities in the Sultanate of Oman as contemplated by the Commercial Companies Law of Oman (Royal Decree 4/74) or the Capital Markets Law of Oman (Royal Decree 80/98), nor does it constitute an offer to sell, or the solicitation of any offer to buy non-Omani securities in the Sultanate of Oman as contemplated by Article 139 of the Executive Regulations to the Capital Market Law (issued by Decision No. 1/2009). This document is not intended to lead to the conclusion of any contract of whatsoever nature within the territory of the Sultanate of Oman.

Qatar (excluding QFC): The Strategies are only being offered to a limited number of investors who are willing and able to conduct an independent investigation of the risks involved in an investment in such Strategies. The document does not constitute an offer to the public and should not be reproduced, redistributed, or sent directly or indirectly to any other party or published in full or in part for any purpose whatsoever without a prior written permission from Nikko Asset Management Europe Ltd (Nikko AME). No transaction will be concluded in your jurisdiction and any inquiries regarding the Strategies should be made to Nikko AME.

United Arab Emirates (excluding DIFC): This document and the information contained herein, do not constitute, and is not intended to constitute, a public offer of securities in the United Arab Emirates and accordingly should not be construed as such. The Strategy is only being offered to a limited number of investors in the UAE who are (a) willing and able to conduct an independent investigation of the risks involved in an investment in such Strategy, and (b) upon their specific request.

The Strategy has not been approved by or licensed or registered with the UAE Central Bank, the Securities and Commodities Authority or any other relevant licensing authorities or governmental agencies in the UAE. This document is for the use of the named addressee only and should not be given or shown to any other person (other than employees, agents or consultants in connection with the addressee's consideration thereof).

No transaction will be concluded in the UAE and any inquiries regarding the Strategy should be made to Nikko Asset Management Europe Ltd.

Republic of Korea: This document is being provided for general information purposes only, and shall not, and under no circumstances is, to be construed as, an offering of financial investment products or services. Nikko AM is not making any representation with respect to the eligibility of any person to acquire any financial investment product or service. The offering and sale of any financial investment product is subject to the applicable regulations of the Republic of Korea. Any interests in a fund or collective investment scheme shall be sold after such fund is registered under the private placement registration regime in accordance with the applicable regulations of the Republic of Korea, and the offering of such registered fund shall be conducted only through a locally licensed distributor.